




State of the Schools

Presented by
Dr. Todd F. Hoadley, Superintendent
Olmsted Falls School District

Olmsted Falls Kiwanis Club
March 9, 2010

Olmsted Falls Schools: Pride, Tradition, Community



Excellence, Education, Efficiency
Value Beyond the Bulldog

We Live Our Logo Every Day!



■ **Academic Success**

- Awarded **highest academic rating** on the Local Report Card by Ohio Department of Education **ten years in a row**.
- One of only five districts in Cuyahoga County and only 16 in the entire State of Ohio to achieve this top rating from the State for ten consecutive years.
- Named one of the “**Best 100 Communities for Music Education in America**” by the National Association of Music Merchants (NAMM) Foundation for the past three years.

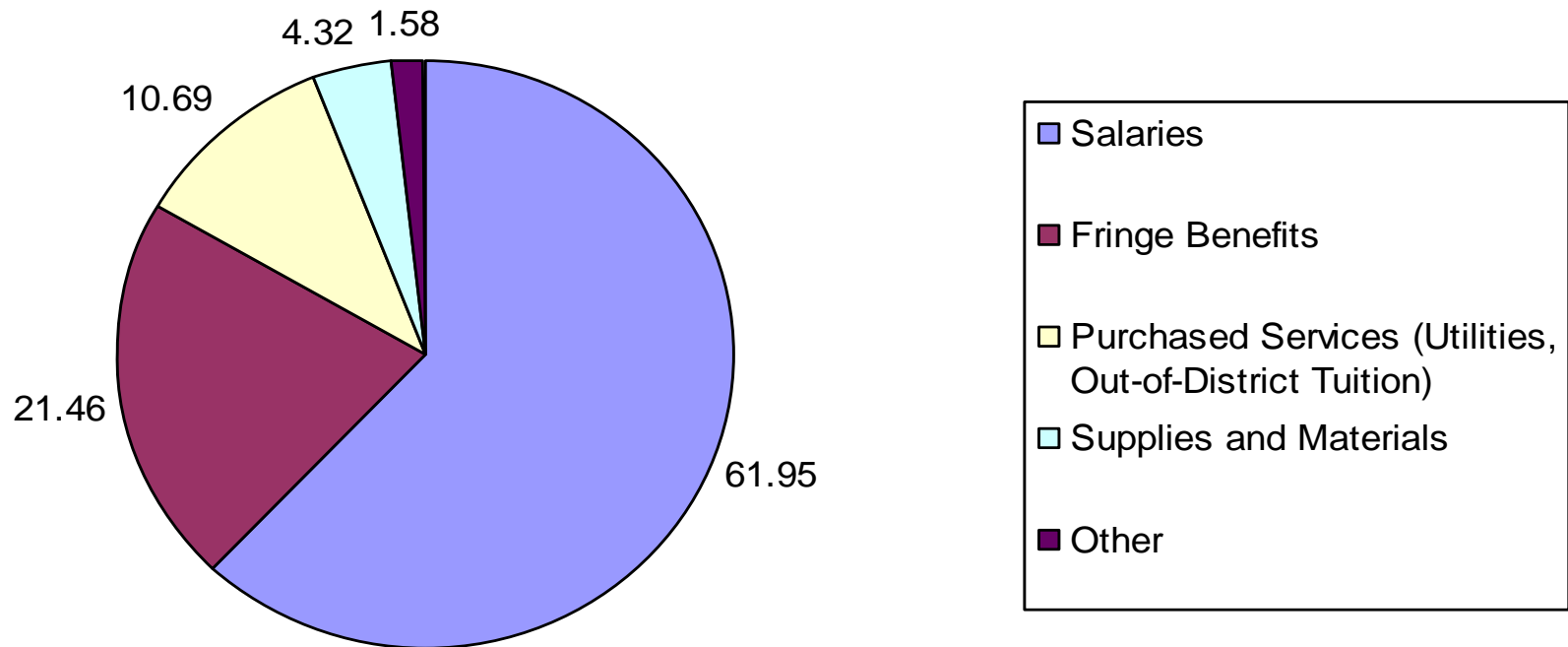
Expenditures Per Pupil – County Comparative

1. Beachwood City SD	20,476.61	17. Westlake City SD	11,912.86
2. Orange City SD	18,918.37	18. Parma City SD	11,726.03
3. Cuyahoga Heights Local SD	18,480.68	19. North Olmsted City SD	11,530.17
4. Shaker Heights City SD	16,656.46	20. Berea City SD	11,453.33
5. Cleveland Hts-Univ Hts City	16,195.68	21. Brecksville-Broadview Heights	11,425.38
6. Warrensville Heights City SD	14,295.22	22. Rocky River City SD	11,197.06
7. Independence Local SD	13,949.70	23. Fairview Park City SD	11,079.60
8. East Cleveland City SD	13,836.22	24. Chagrin Falls Ex Vill SD	10,877.38
9. Cleveland Municipal SD	13,355.04	25. Bay Village City SD	10,646.52
10. South Euclid-Lyndhurst City	13,165.09	26. Strongsville City SD	10,569.33
11. Mayfield City SD	12,898.48	27. Brooklyn City SD	10,231.09
12. Solon City SD	12,265.28	28. Olmsted Falls City SD	10,179.49
13. Euclid City SD	12,234.14	29. North Royalton City SD	10,089.05
14. Richmond Heights Local SD	12,182.05	30. Maple Heights City SD	10,023.21
15. Lakewood City SD	12,179.54	31. Garfield Heights City SD	9,837.03
16. Bedford City SD	12,085.23		

■ How Do We Spend Our Money?

Olmsted Falls Schools
Rank **4th Lowest** in
Expenditures Per Pupil
in Cuyahoga County

FY 2008 General Fund Expenditures



Revenue Per Pupil Generated By 1 Mill

1. Beachwood City SD	552.97	17. Bedford City SD	216.01
2. Cuyahoga Heights Local SD	499.32	18. Berea City SD	213.93
3. Independence Local SD	484.94	19. North Olmsted City SD	204.98
4. Orange City SD	468.48	20. Cleveland Hts-Univ Hts City	200.54
5. Mayfield City SD	370.56	21. Bay Village City SD	200.39
6. Westlake City SD	354.41	22. Parma City SD	191.26
7. Rocky River City SD	275.58	23. Shaker Heights City SD	172.91
8. Brooklyn City SD	260.25	24. Lakewood City SD	166.60
9. Chagrin Falls Ex Vill SD	255.69	25. Warrensville Heights City SD	151.58
10. Richmond Heights Local SD	247.92	26. Olmsted Falls City SD	147.50
11. Solon City SD	237.03	27. Euclid City SD	125.79
12. North Royalton City SD	233.98	28. Garfield Heights City SD	114.03
13. Brecksville-Broadview Heights	229.39	29. Maple Heights City SD	111.54
14. South Euclid-Lyndhurst City	228.72	30. Cleveland Municipal SD	97.94
15. Fairview Park City SD	220.05	31. East Cleveland City SD	77.46
16. Strongsville City SD	216.08		

Local Property Tax Revenue Per Pupil

1. Beachwood City SD	20,778.51	17. Brecksville-Broadview Heights	8,637.66
2. Orange City SD	18,401.50	18. Bay Village City SD	8,635.40
3. Independence Local SD	13,626.98	19. Strongsville City SD	8,571.48
4. Cuyahoga Heights Local SD	12,956.15	20. Warrensville Heights City SD	8,527.32
5. Mayfield City SD	12,275.32	21. Bedford City SD	8,224.90
6. Shaker Heights City SD	12,262.37	22. North Royalton City SD	7,870.74
7. Cleveland Hts-Univ Hts City	12,176.39	23. Brooklyn City SD	7,718.60
8. Westlake City SD	11,317.64	24. Parma City SD	7,187.73
9. Chagrin Falls Ex Vill SD	11,039.90	25. Lakewood City SD	6,781.11
10. Fairview Park City SD	10,803.17	26. Olmsted Falls City SD	5,968.12
11. South Euclid-Lyndhurst City	10,108.84	27. Euclid City SD	5,245.43
12. Solon City SD	9,830.35	28. Maple Heights City SD	4,288.52
13. North Olmsted City SD	9,323.74	29. Garfield Heights City SD	3,996.47
14. Rocky River City SD	9,253.61	30. East Cleveland City SD	3,206.63
15. Richmond Heights Local SD	8,960.50	31. Cleveland Municipal SD	3,150.60
16. Berea City SD	8,922.18		



- **February 2010 Levy Passage**

- First operating levy in eleven years

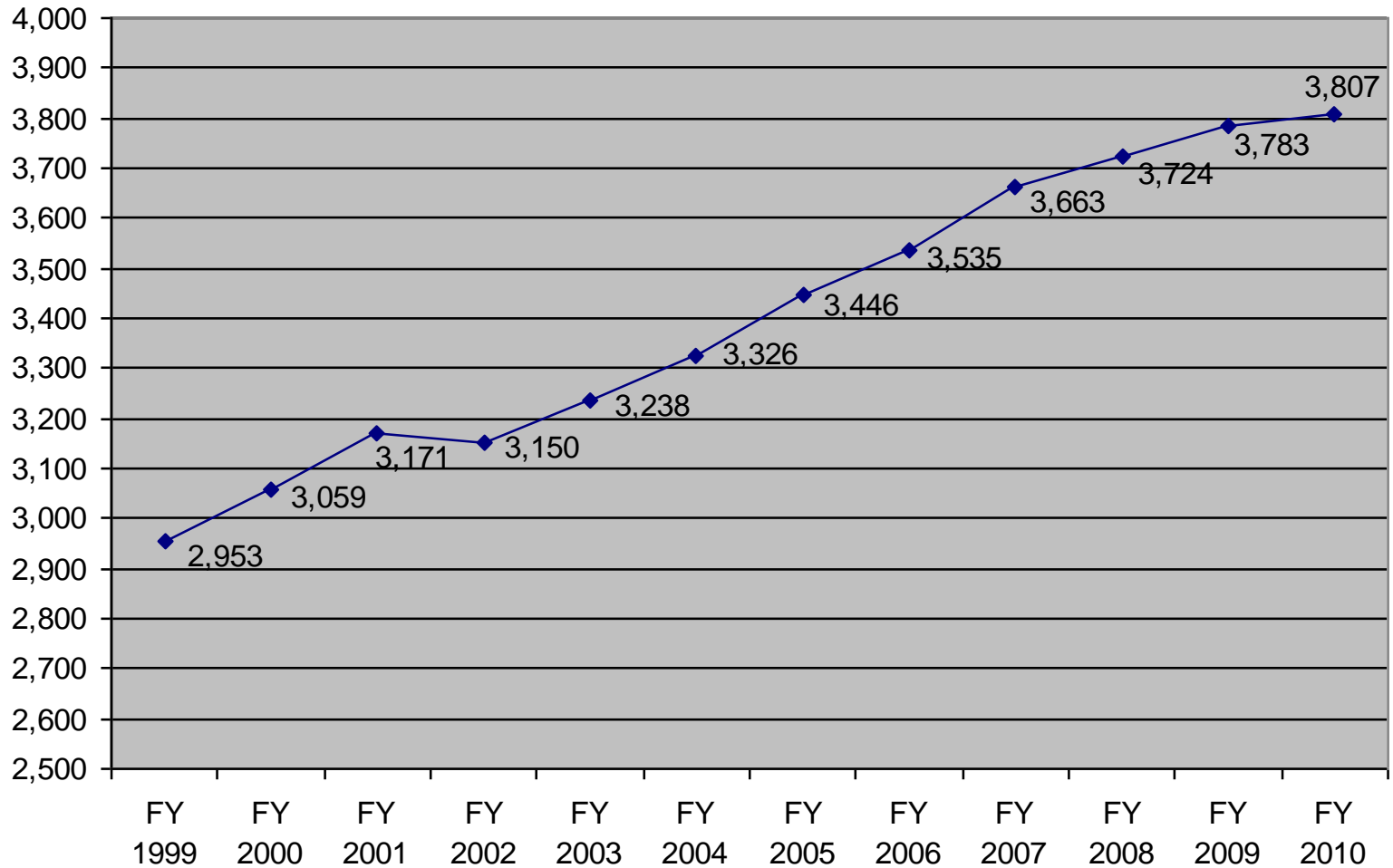
- District will begin receiving the new operating funds in January 2011

- New operating dollars help District stay in black for at least three years

- [Updated 5-year Forecast](#)

Increasing Student Enrollment

Olmsted Falls School District's Student Enrollment has **increased more than 28%** since 1999



Excellence In Action



- **OFHS Forensics Team** members **Max Miller** and **John Oravec** qualify for National Forensics League Finals in Kansas City this June.
- Forensics Team Advisor **Mr. John Mercer** just named Cleveland area Forensics Coach of the Year.

- Outstanding year for **OFHS Academic Team** including SWC Tournament Championship; North East Ohio Academic League Tournament Championship (Winter & Spring)

Excellence In Action



- Partnership with Polaris Career Center brought “**Project Lead The Way**” **Bio-Medical Science classes** to OFHS this fall.
- Pre-Engineering courses will begin in fall 2010.

- **National Merit Scholars** recognized for outstanding academic achievement.
- Five National Merit Commended Scholars
- One National Merit Finalist

Excellence In Action



- **Olmsted Falls Kiwanis Employee of the Year Awards** provide opportunity to honor outstanding District staff members annually.
- Above: Olmsted Falls Kiwanis President Lee Fenrich congratulates the 2009 winners Sherry Davis, Larry Hamilton and David Godfray.

- Community helps celebrate the **40th Anniversary of Olmsted Falls High School** in February 2009.
- Special guests included former Superintendent Dr. Donald Cobb, former Board President Vernon McCrae and former Board Member Kenneth Gill.

Excellence In Action



- OFHS Girls Varsity Volleyball Team won the Division I State Championship.
- OFHS was the first Cuyahoga County high school to win a Division I volleyball championship since the inception of the tournament in 1974.



- OFHS senior Katie Nageotte (Class of 2009) won the Division I State Pole Vault Championship.

Excellence In Action



- **Cleveland Brown's wide receiver Mike Furrey** visits Olmsted Falls Middle School to speak with students about the importance of good nutrition, exercise and personal goals.



- Students at the Early Childhood Center pose with **community volunteers** who read in their classroom at the first annual Halloween Costume Parade.

Excellence In Action



- Annual PTA “**Battle of the Schools**” **Basketball Game** draws large crowds as students, parents and community members come to see teachers and principals play ball.



- This year’s “Battle of the Schools” event **raised \$4,147** to help provide scholarships for graduating seniors in the Class of 2010.

Excellence In Action



- 2 Mill Bond Issue passed in May 2007 made possible the construction of a **new intermediate school**.
- Project broke ground in Spring 2008.

- To **maximize efficiency**, the new Olmsted Falls Intermediate School features a geo-thermal heating/cooling system.

Excellence In Action



- Board and administration worked closely with contractors to bring the project in **on time and on budget.**



- Working toward a common goal, the building was under roof before the winter, allow the progress to continue throughout the snowy months.

Excellence In Action



Olmsted Falls Intermediate School

- Opened doors to its first class of students in August 2009
- Project completed **on time and on budget**

Excellence In Action



- 4th grade teacher Audrey Eckert gives her class a tour of the new building on the **first day** of school.
- Students had not had an opportunity to visit the building prior to the first day of school.



- **PTA parent volunteers** joined staff and administrators on the first day to help welcome students and assist them in finding their new classrooms.

Excellence In Action



- Students, staff, parents were joined by local elected and State officials for the **official ribbon cutting and dedication** of the new Olmsted Falls Intermediate School in November 2009.



- Local **American Legion donated 25 American flags** for classrooms in the new Intermediate School.
- Above: American Legion members Richard Kopp, Terry Pawlak, and Jim Bartell also spoke with students about the importance of the American flag to our country.


Excellence In Action



Maximizing Local Dollars for Additional Expansion

- Revenue generated from the 2 Mill bond issue (May 2007) has been used as matching dollars to leverage additional funding from the Ohio State Facilities Commission for expansion of Olmsted Falls Middle School through the “Exceptional Needs Program”
- **Olmsted Falls Schools awarded \$7.7+ in State funding** for 32,000 square foot addition to existing Middle School (32 new classrooms plus additional renovations)
- Anticipated completion date: August 2010

Olmsted Schools: Pride, Tradition, Community



Excellence, Education, Efficiency
Value Beyond the Bulldog

We Live Our Logo Every Day!